

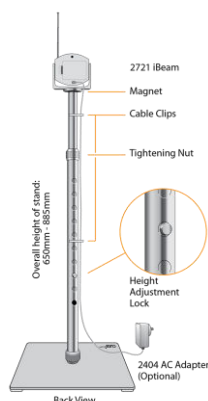
cura¹ Fall Prevention Products



The cura¹ iBeam is a great alternative to pads and mats that may not be able to work with certain issues, such as air mattresses or people under 30kg.

It can also be moved around the room with ease using the EzyStand.




2721 iBeam Wireless Motion Sensor



Features:

- *Simple operation and maintenance.
- *Affordable price.
- *Detects movement.
- *Narrow detection zone reduces false alarms.
- *Can be installed adjacent to a bed or across a doorway.
- *Mounting bracket, screws and double-sided tape included.
- *On / Off switch.
- *Pause function.
- *Low battery indicator.
- *Works with a range of wireless monitors, please see overleaf.
- *Accepts plug pack (optional).
- *Dedicated stand available (2723) for increase usability.

Solutions:

| Type | Picture | Best Features |
|--------------------|---|--|
| Out Of Bed |  | There is no weight range for the iBeam. Works with air mattresses. Also works with large sized beds such as double or queen beds. You can program 2 iBeams for either side of the bed if required. |
| Out of Chair |  | An alternative to chair pads when a person moves around often in their chair. Angle the iBeam so that it will alert once they get up and move away from the chair. |
| Out of / Into Room |  | Placed across a doorway it will allow people to walk past or up to doors but will alert if they walk through. Ideal for people that tend to wander at night. Can also alert when someone enters the ensuite if required. |






Novis Healthcare
www.novis.com.au
1300 738 885

HOW TO ORDER:




Choose the monitor to best suit your requirements & then the iBeam. You can choose other wireless devices to work with the monitor, please contact us for our pricelist to view the selection.



Wireless Option Monitors:



| Picture | Code | Description | More information |
|---|------|----------------------------------|--|
|  | 2544 | Multiport Expander | Plugs directly into call point, cannot be stand-alone. Can be programmed with up to 3 iBeams or other transmitters & 2 pads / mats. Silent within room. Pause mode on monitor to allow staff to exit alarmed area. No reset button, staff cancel at call point only. |
|  | 2549 | Multiport Expander Bracket Mount | As above. Monitor comes with included changeable curly cord nurse call lead. Can be used with different nurse call connections or hard to reach call points. |
|  | 2700 | 6 Channel Wireless Monitor | Can be programmed with up to 6 iBeams or other transmitters, pads & mats. Standalone or through nurse call system (requires connection lead). Can be silent within room or emit an audible alarm for extra urgency. |
|  | 3500 | ActiveCare Console | Standalone monitor with large 2-digit display. Wall or desk mount. Can be programmed with up to 60 wireless devices. Battery back-up. Can operate with 2 slave consoles and unlimited 3501 pagers, extending the operating range. |
|  | 3501 | ActiveCare LCD Pager | Standalone pager or operates with the 3500 console. Large 7 – character alpha numeric display. Red reminder LED. Alarm review via menu button. Selectable Off / Vibrate & tone. |

iBeam & Accessories:

| Picture | Code | Description |
|---|------|----------------------------------|
|  | 2670 | Wireless iBeam PIR Motion Sensor |
|  | 2723 | EzyStand |
|  | 2404 | Plug Pack 12Vdc for iBeam |

Connection Leads:

If using a 2700 6 Channel Monitor and you would like to connect this to a call point you will require a nurse call connection lead.

| Picture | Code | Description | More information |
|---|------|---|--|
|  | 2461 | Nurse Call Connection Lead | 6.35mm mono to 6.35mm stereo (TS) – 2m |
| | 2643 | Nurse Call Connection Lead – suits most systems | 6.35mm mono to 6.35mm mono (TS) – 2m |
| | 2646 | Nurse Call Connection Lead – suits most systems | 6.35mm mono to 6.35mm mono (TS) – 3m |
|  | 2493 | Nurse Call Connection Lead | 6.35mm mono to 3.5mm mono (TS) – 2m |