

# Compatibility Matrix – 3501 ActiveCare Pager






Ideal for private homes, shared care homes, surgeries or small care facilities, and larger facilities when paired with the 3500 ActiveCare Console

- Large 7 character numeric / limited alpha digital display
- Red reminder LED
- Simple programming
- Selectable OFF / Vibrate / Vibrate +Tone
- Alarm mute facility with auto reminder vibrate until alarm canceled
- Alarm review via menu button
- Selectable alarm cancel
- Includes belt clip
- Optional wall bracket available










### What's in the box:






- 1 x 3501 ActiveCare Pager
- 1 x Quick Start Guide
- 2 x High Quality AA Batteries



Code	Product	Self Reset	Description
 3515	Cordless Under Mattress Bed Pad	Y	Located UNDER MATTRESS Sends OUT OF BED message when getting out of bed. Resets OUT OF BED when back in bed.
 2629	Cordless Bed Pad	Y	Sends OUT OF Bed message when getting out of bed. Resets OUT OF BED when back in bed.
 2630	Cordless Chair Pad	Y	Sends OUT OF CHAIR message when getting out of chair. Resets OUT OF CHAIR when back on chair.
 2624	Cordless Floor Mat		Sends message when stepped on. Reset on pager.
 2719	Cordless Pad Transmitter		Required by Cordless Pads/Mats. Sends a signal to the 2700.

All radio frequency (RF) signal transmission and reception distances quoted are indicative only and based on testing carried out under ideal conditions. Actual transmission and reception distances may vary and be dependent on specific environmental conditions.

	Code	Product	Description
	2588	PET (Personal Emergency Transmitter)	Sends message when RED button pressed. Reset on pager.
	2721	iBeam	Sends alarm message when triggered. Features a narrow detection zone to reduce false alarms. Triggers when a patient breaks the beam.
	2723	EzyStand	EzyStand can be installed adjacent to a bed or chair, or across a doorway. With our sturdy, adjustable-height EzyStand, precise positioning of the iBeam could not be simpler.
	3502	ActiveCare Wireless Handset (Includes wall bracket)	Sends message when RED button pressed. Reset at console
	3503*	Simple Push Button Call Point*	Sends message when white button pressed. Reset on pager
	3503	ActiveCare Magnetic Reed Switch	Sends message when door opened. Reset on pager
	2558	Wireless Waterproof Call Button w/pullcord	Sends message when RED button pressed or cord pulled. Reset on pager or by GREEN Reset Button 2559.
	2559	Wireless Waterproof Reset Button	Resets messages initiated by 2558 Call Button.
	2552	Door Alert Strip Receiver	(Requires 3500 ActiveCare Console.)

	Code	Product	Description
	2572	Resident Wristband Transmitter	(Requires 2552 DoorAlert Strip and 3500 ActiveCare Console.) (Door ID# + Resident ID#)
	2575	Caregiver Reset Transmitter	(Requires 2552 DoorAlert Strip and 3500 ActiveCare Console.) (Door ID# + Resident ID#)
	2642	Caregiver Reset Key	Cancels alarms at Door Alert Strip. (Used with 2552 Door Alert Strip Rx.)
	3504	ActiveCare Bracket	Pager clips into bracket.
	3506	ActiveCare Pager Soft Cover	Optional soft touch removable protection case provides extra protection for the 3501 Pager.

All radio frequency (RF) signal transmission and reception distances quoted are indicative only and based on testing carried out under ideal conditions. Actual transmission and reception distances may vary and be dependent on specific environmental conditions.