

ProCair by Novis

The leading range of alternating pressure solutions for the prevention and treatment of pressure injuries.

Designed with the latest in technical innovation, our feature-rich products deliver healthcare professionals a complete range of alternating pressure mattress solutions to suit long term and acute care environments.



ProCair Range



ProCair Quad

- 1-in-4 alternation, 15min cycle
- Backup battery
- Side bolster supports
- Disconnectable heel cells

| | |
|-------------|------------------------|
| SWL | 40 - 250 kg |
| RISK | High to very high risk |
| SINGLE | APMPC-R04 |
| KING SINGLE | APMPC-R04K |



ProCair Trio

- 1-in-3 alternation, 15min cycle
- Backup battery
- Side bolster supports
- Disconnectable heel cells

| | |
|-------------|------------------------|
| SWL | 40 - 250 kg |
| RISK | High to very high risk |
| SINGLE | APMPC-R05 |
| KING SINGLE | APMPC-R05K |



ProCair Plus

- 1-in-2 alternation, 12min cycle
- Backup battery
- Automatic Fowler Boost
- Disconnectable heel cells

| | |
|-------------|------------------------|
| SWL | 40 - 220 kg |
| RISK | High to very high risk |
| SINGLE | APMPC-R02S |
| KING SINGLE | APMPC-R02SK |



ProCair

- 1-in-2 alternation, 12min cycle
- Constant low pressure therapy mode
- Manual Fowler Boost
- Sealed base

| | |
|-------------|------------------------|
| SWL | 40 - 200 kg |
| RISK | High to very high risk |
| SINGLE | APMPC-R01S |
| KING SINGLE | APMPC-R01SK |



ProCair Prime

- 1-in-2 alternation, 12min cycle
- All in one mattress with integrated pump
- Unique hand controller operation
- Easily converts to hybrid foam mattress

| | |
|-------------|-------------|
| SWL | 30 - 200 kg |
| RISK | High risk |
| SINGLE | APMPC-R03 |
| KING SINGLE | APMPC-R03K |



AutoCair

No more concerns over correct pressure

level settings with our AutoCair feature – automatic weight sensing technology that delivers fail safe patient comfort levels irrespective of their position.

Whenever a patient lays on the mattress, AutoCair will constantly measure the patient's weight and automatically adjust the settings to keep the patient within a safe pressure range for effective therapy. Manual adjustments can still be made for individualised therapy or comfort.



ActivCair

Patients benefit from enhanced dynamic therapy

and increased stability of 1 in 3 or 1 in 4 alternation.

These enhanced cycles also reduce the sensation of movement while static head cells provide a stable pillow surface, irrespective of alternation cycle.



HeelCair

Increased protection and therapy

for vulnerable heels with an independent heel zone made up of narrower cells. Designed for individualised therapy to the 'at risk' heel and lower leg area, while preventing heels from sinking between the cells.



SafetyCair

The ultimate protection from 'bottoming out',

alternating air cells contain an lower 'safety cell' which remains fully inflated to provide greater surface stability and patient safety.



ProCair Prime



ProCair Plus



ClimateCair

Delivering the maximum warmth and

comfort from your alternating pressure system, our ClimateCair cells are constructed from pure thermoplastic polyurethane (TPU) material. Not only softer to the touch, these TPU cells offer enhanced heat retention qualities, to maximise patient comfort and reduce concerns about temperature management.



CairAlert

Be alerted when your patient leaves the bed

with our inbuilt CairAlert feature. An optional warning alarm that, when activated, will signal to indicate that patient has left the mattress. May negate the need for an alternative bed exit alarm for patients with cognitive dysfunction.



FailSafe

An inbuilt Back Up Battery unit provides the re-

assurance of emergency back up power in event of a power failure or accidental power disconnection. Pump will continue to operate using reserve battery power for continuous operation of up to 5 hours. Also ideal for alternating therapy during extended patient transportation periods.



AcuteCair

Benefit from maximum infection control with

a fully sealed base, designed to minimise risk of bacterial contamination and maximise patient care and safety in an acute care environment. Welded seams and double-layered waterfall flaps standard across all models.



EasyCair

All in one system with combined mattress and

pump with easy setup, and does not require a bed end to hang a separate pump. The pump is also protected from potential damage from being accidentally bumped off a bed end. The all in one system can also be easily and quickly moved between beds.



DuoCair

Mattress can be easily converted to a hybrid mat-

tress by adjusting the position of a built-in foam layer. Hybrid mode provides even greater comfort for the patient. Easily and quickly converts back into dynamic mode to step-up to complete pressure offloading if required.



Additional Safety Features

Static Side Bolsters increase patient safety and sense of stability, by reducing the risk of cell collapse at side edges.


















Fowler Boost mode adjusts mattress pressure to provide increased support under the sacral area when backrest is raised.

Quick Release CPR access, located at the head of the mattress, makes it easy to rapidly deflate the mattress for emergency CPR requirements.

Multi-Mode Alarm settings and indicators warn of a range of potential faults to alert carers and minimise patient risk.



ProCair Quad ProCair Trio ProCair Plus ProCair ProCair Prime

| | | | | | |
|--|---------------------|---------------------|---------------------|---------------------|-------------------------|
|  Alternation | 1 in 4 | 1 in 3 | 1 in 2 | 1 in 2 | 1 in 2 |
|  AutoCair Auto weight sensing | ✓ Real-time | ✓ Real-time | ✓ Real-time | ✓ Cyclic | ✓ Cyclic |
|  HeelCair Narrow heel zone | ✓ Disconnectable | ✓ Disconnectable | ✓ Disconnectable | | ✓ |
|  ClimateCair TPU cells | ✓ | ✓ | ✓ | | |
|  SafetyCair Bottoming out protection | ✓ Air Cell | ✓ Air Cell | ✓ Air Cell | ✓ Air Cell | ✓ Foam Insert |
|  CairAlert Bed exit alarm | ✓ | ✓ | ✓ | | |
|  AcuteCair Sealed base | ✓ | ✓ | ✓ | ✓ | |
|  EasyCair Integrated pump | | | | | ✓ |
|  DuoCair Optional hybrid mode | | | | | ✓ |
|  FailSafe Back up battery | ✓ | ✓ | ✓ | | |
|  Side Bolsters | ✓ | ✓ | | | |
|  CPR | ✓ Quick Twist | ✓ Quick Twist | ✓ Quick Twist | ✓ Quick Twist | ✓ Quick Twist |
|  Fowler Boost | ✓ Automatic | ✓ Automatic | ✓ Automatic | ✓ Manual | ✓ Manual (King Single)* |
|  Service Indicator | ✓ | ✓ | ✓ | ✓ | ✓ |
|  Weight Range | 40 - 250 kg | 40 - 250 kg | 40 - 220 kg | 40 - 200 kg | 30 - 200 kg |
|  Warranty | 3 Year | 3 Year | 3 Year | 3 Year | 3 Year |
|  Single Model | 2000 x 880 x 200mm | 2000 x 880 x 200mm | 2000 x 880 x 200mm | 2000 x 880 x 200mm | 2000 x 880 x 180mm |
|  King Single Model | 2000 x 1050 x 200mm | 2000 x 1050 x 200mm | 2000 x 1050 x 200mm | 2000 x 1050 x 200mm | 2000 x 1050 x 180mm |

Speak with one of our Product Specialists, or refer to the Technical Data Sheet for each ProCair model for detailed specifications, measurements and full feature and functionality.

*Fowler Boost only available on ProCair Prime King Single.

