



novis  **DIETZ** Power

Catalogue

Combine passion with experience and the result is Power!





Passion combined with many years of experience provides the force behind the DIETZ Power team as it works to optimise the quality of life of people with reduced mobility.

DIETZ Power is highly successful in combining functionality with modularity.

This means it can supply wheelchairs for any type of user and any environment, and that each one is fully adjustable in terms of both functionality and comfort, right down to the last detail. At the same time, the wheelchair's design is always in perfect balance.

If no suitable solution can be built using standard components, DIETZ Power provides specials – customised products created by our specialists.

DIETZ Power B.V.

MAXIMILIAN RAAB / DICK VAN DE BEEK

The perfect balance between functionality, comfort and design

Practical functionality and a high level of seating comfort – along with excellent driving characteristics – all help to make life easier.

DIETZ Power has developed a number of different frames that fit onto a carefully designed universal base unit.

The various seating systems and frames that are available can be connected together, thereby creating a new combination every time, each with its own unique attributes and driving characteristics.

Either the state-of-the-art SANGO advanced or the SANGO slimline teamed with the SEGO seating system provides the perfect solution for adult wheelchair users.

The DIETZ Power SEGO junior seating system is ideal for younger users.

The SANGO xxl provides additional space and, thanks to its strong, broad frame, also offers a higher weight capacity and increased stability.

	SEGO	SEGO xxl	SEGO junior
SANGO advanced	✓		✓
SANGO slimline	✓		✓
SANGO xxl		✓	

Advanced technology with a high level of comfort

The SANGO base drive unit

There are various frames to choose from, depending on what the wheelchair will be used for, the environment involved, and the physical build and personal requirements of the user.

Options include a front-wheel drive (FWD), mid-wheel drive (MWD) or rear-wheel drive (RWD) unit, or a very low, ultra-slim or extra-strong frame.

The SANGO frames combine modern technology, robust construction and easy maintenance with a contemporary design.

Adjustments module

The SANGO frame and the SEGO seating system are connected by electrical or manual adjustment options (such as a tilt adjustment and seat lift).

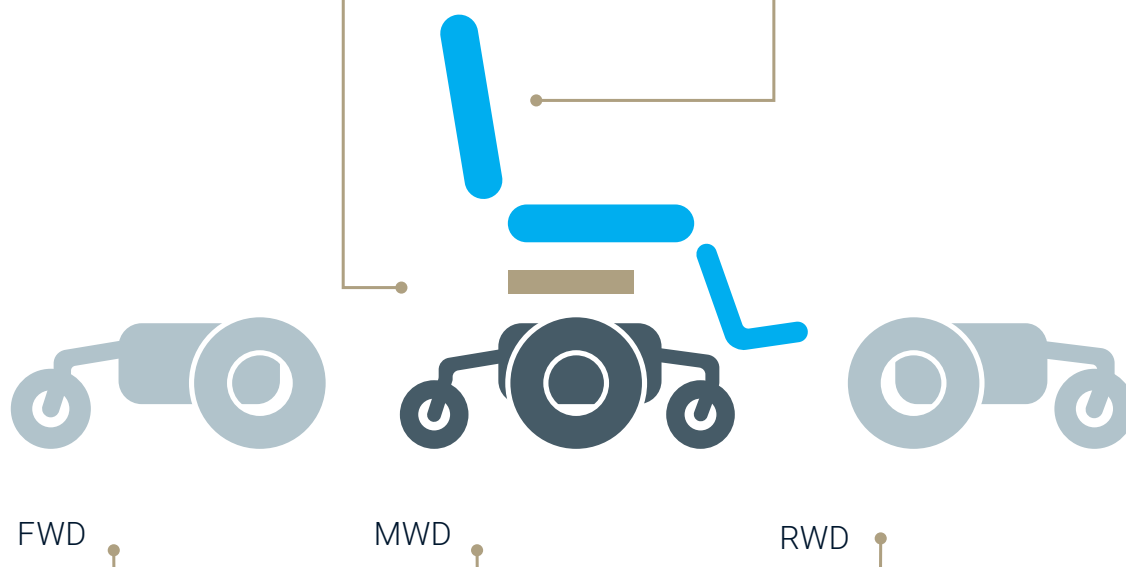
It is important to note that the tilt adjustment and the seat lift don't change the extremely low seat height of 39 cm (offered by the SANGO advanced).

SEGO seating system

The SEGO seating systems and support elements provide the very best comfort under any conditions. And it goes without saying that the materials used are of the highest quality.

It's very important to adjust the basics (such as the seat width, seat depth, armrest height and footplate height) correctly. Otherwise, users will not feel the full benefit of the high level of comfort offered and the top-quality materials used.

The SEGO seating system allows professionals to adjust the basic settings with ease, right down to the last millimetre.



(Example: SANGO advanced with SEGO seating system)



SEGO seating system

The SEGO seating system is universally adjustable for adult users. The functionality of the seat cushions is interchangeable and combinable according to the needs of the users.

If the user requires seating comfort and stability in addition to mobility, then the SEGO comfort will be the preferred choice, as it comprises a range of seat and back cushions, along with accessories for additional support.

But comfort is not something to be achieved merely by selecting the right seating elements, support accessories and adjustment options; the correct adjustment of the seating system is actually where it all starts.

The SEGO comfort seating system has been very carefully thought out. That is why our system makes it possible for rehabilitation professionals to accurately adjust the seating to individual users, right down to the last millimetre.

FWD



MWD 5/6 wheels



RWD



SANGO advanced

Depending on what the wheelchair will be used for, the environment involved and any individual requirements, a front-wheel drive (FWD), mid-wheel drive (MWD) or rear-wheel drive (RWD) base unit can be selected. Even the base units are optimally sprung for comfort. If required, the swivel castor forks in the RWD and FWD models can be also fitted with an additional suspension.

Since the SANGO advanced can be produced with a seat height of only 39cm (even with electric adjustments), it is an ideal wheelchair for use in a wheelchair accessible vehicle. Indoors, in restaurants or at work, the wheelchair fits easily under work surfaces and tables.

SANGO advanced The All-Rounder






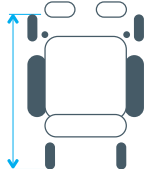
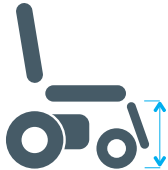
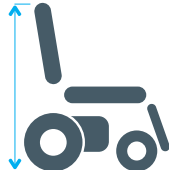
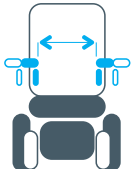
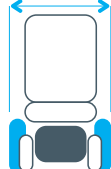

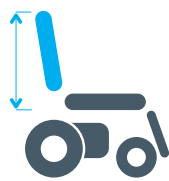
MINIMUM SEAT HEIGHT
of 39 cm, even with electrical adjustments

VERY EASY ACCESS TO ELECTRONICS

EXTREMELY MAINTENANCE-FRIENDLY



Specifications SANGO advanced

 <p>Maximum user weight</p> <p>SEGO 160 kg Junior 65 kg</p>	 <p>Maximum speed</p> <p>6, 10 and 12.5 km/h</p>
 <p>Wheel sizes</p> <p>Driving wheels (A) 12" and 14" Castors (B) RWD / FWD 8", 9" and 10" MWD 7" and 8"</p>	 <p>Length without leg rests</p> <p>RWD 98 cm MWD/5w 82 cm MWD/6w 90 cm FWD 98.5 cm</p>
 <p>Seat height without seat cushion, 14" wheels</p> <p>SEGO 39 (MWD 41), 42, 44, 46 and 48 cm Junior 39 (MWD 41), 42, 44, 46 and 48 cm</p>	 <p>Total height without headrest</p> <p>SEGO min. 101 / max. 134 cm Junior min. 91 / max. 124 cm</p>
 <p>Seat / back width</p> <p>SEGO 42, 44, 46, 48, 50, 52 and 54 cm Junior 32 and 37 cm</p>	 <p>Total width</p> <p>Min 61,5 / max 70 cm</p>
 <p>Seat depth</p> <p>SEGO adjustable from 42 to 56 cm Junior adjustable from 30 to 40 cm</p>	 <p>Back height Without headrest and seat cushion</p> <p>SEGO 50 and 57 cm Junior 30, 35 and 40 cm</p>

* Sizes may vary by configuration



SANGO slimline

The slim sister of the SANGO advanced

SANGO slimline

In situations that make using a standard-sized wheelchair difficult or perhaps even impossible (when encountering old narrow lifts and narrow door openings, for example), the SANGO slimline offers the solution.

Although there are several wheelchairs on the market that can cope with such problems, battery capacity is often the compromise that users will be asked to make. But not where the SANGO slimline is concerned, as it is fitted with 60 Ah batteries.



FWD

TOTAL WIDTH 53 cm,
(min 51,5 cm) even with
14" wheels

LONG RANGE thanks to
60 Ah batteries



SANGO slimline

NWD 5/6 wheels

The SANGO slimline SEGO has a minimum seat height of just under 40cm (with 12" wheels), so it's still fits easily under countertops and tables.



RWD

With the SANGO slimline SEGO, the width of the frame is narrowed without affecting the stability and technical possibilities of the wheelchair.

SANGO slimline SEGO junior

The smallest sister of the SANGO advanced

Possible with SANGO advanced
serie and SANGO slimline serie



SANGO slimline SEGO junior

DIETZ Power has developed a slimline version
especially for children, teenagers and smaller adults.




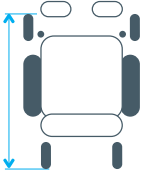
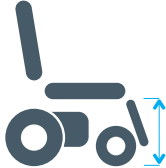
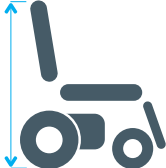
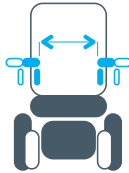
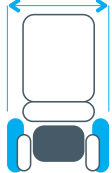
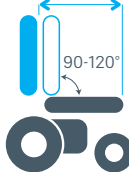
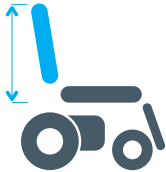
Users who weigh less often have a slightly narrower body.

In those cases standard size wheelchairs do not provide enough support.

The SANGO slimline SEGO junior (up to 75 kg) is the ideal solution in that case.

The SEGO junior seating system contains very narrow seats and backrests,
as well as various seating supports.

Specifications SANGO slimline

 <p>Maximum user weight SEGO 136 kg Junior 65 kg</p>	 <p>Maximum speed 6 and 10 km/h</p>
 <p>Wheel sizes Driving wheels (A) 12" and 14" Castors (B) RWD/FWD 8" and 9" MWD 7" and 8"</p>	 <p>Length without leg rests RWD 98 cm MWD/5w 82 cm MWD/6w 90 cm FWD 98.5 cm</p>
 <p>Seat height without seat cushion, 14" wheels 41, 43, 44, 45, 46, 47, 48 and 50 cm</p>	 <p>Total height without headrest SEGO min 101 / max 134 cm Junior min 91 / max 124 cm</p>
 <p>Seat / back width SEGO 42, 44, 46, 48 and 50 cm Junior 32 and 37 cm</p>	 <p>Total width Min 53 / max 70 cm</p>
 <p>Seat depth SEGO adjustable from 42 to 56 cm Junior adjustable from 30 to 40 cm</p>	 <p>Back height Without headrest and seat cushion SEGO 50 and 57 cm Junior 30, 35 and 40 cm</p>

* Sizes may vary by configuration

SANGO xxi

The cool big brother of the SANGO advanced




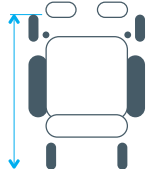
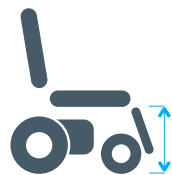
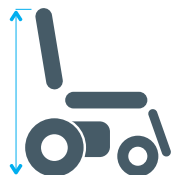
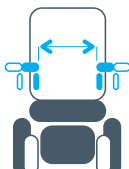
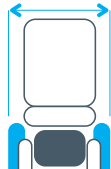

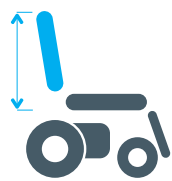



SANGO xxi - user weight up to 250 kg

The SANGO xxi features a specially designed wide frame, sturdier driving motors, heavy-duty suspension, reinforced wheels and the option of 100 Ah battery capacity.

In addition to the above, unlike other models on the market, the user of the SANGO xxi can count on electrical adjustments such as tilt adjustment, back adjustment and a seat lift up to the maximum user weight. To cater for further requirements and needs, for example a higher user weight, the SANGO xxi can be customised upon request.

Specifications SANGO xxi

 <p>Maximum user weight 250 kg</p>	 <p>Maximum speed 6 km/h</p>
 <p>Wheel sizes Driving wheels (A) 14" Castors (B) 9"</p>	 <p>Length without leg rests 98,5 cm</p>
 <p>Seat height without seat cushion, 14" wheels 45, 47, 49 and 51 cm</p>	 <p>Total height without headrest 115.5 cm</p>
 <p>Seat / back width 60 and 64 cm</p>	 <p>Total width Min 69,5 / max 70 cm</p>
 <p>Seat depth Adjustable from 48 to 56 cm</p>	 <p>Back height Without headrest and seat cushion 50 and 57 cm</p>



Specials

Fully customised powered wheelchairs



Electronics and special controls

Electronics are, of course, what make a powered wheelchair a powered wheelchair. DIETZ Power uses the thoughtfully designed VR2 and R-net electronic systems in its products.

If a user is unable to use a standard joystick module due to too little or too much power, coordination and/or movement, DIETZ Power offers a whole range of alternative special control options.



Chin control



OMNI



Catapult seat



Tilt / Seat lift



Direct Actuator Control

Possible configurations

Drive			Speed in km/h			Seating system			Electronics	
RWD	FWD	MWD	6	10	12,5	SEGO	SEGO xxl	SEGO junior	VR 2	R-Net

SANGO advanced	✓	✓	✓	✓	✓	✓		✓	✓	✓
SANGO slimline	✓		✓	✓	✓	✓		✓	✓	✓
SANGO xxl		✓		✓			✓			✓

Electrical adjustments									
Back 30°	Back 45°	Tilt 25°	Tilt 45°	Tilt 52°	Lift 20 cm	Lift 30 cm	Leg rests	Catapult 25°	Bio- mechanical back 180°

SEGO	✓	✓		✓	✓		✓	✓	✓	✓
SEGO junior	✓	✓		✓	✓		✓	✓		
SEGO xxl	✓	✓	✓			✓		✓	✓	



Proud distributor of Dietz Power products in Australia.

novis[®]  **DIETZ Power**

1300 738 885 / novis@novis.com.au
12/12 Mars Rd, Lane Cove West, NSW 2066

Scan QR code for more information
novis.com.au/dietz



12052022F