

BetterLiving™

Over Bed Table

User Guide



Overview

The BetterLiving Over Bed Table (OBT) is designed to provide a portable and stable surface that can be positioned over a bed, chair or similar. It features 4 locking swivel castors for easy maneuvering, spring loaded height adjustment and a thermoformed top for improved infection control as well as a raised edge for increased stability.

Intended Use

This product is intended to be used (indoors) as a mobile table for lightweight duties. It can be maneuvered and repositioned as required. The height can be adjusted to suit the usage requirements. It is not designed to be load bearing for any weight greater than the safe working load. It cannot be stood on, sat on or used in any other excess load applications.

The maximum table load is 20kg.

This Over Bed Table should only be used and maintained in accordance with the instructions in this User Guide.

Important Notice

Before operating this medical equipment, it is important to read this User Guide and understand the operating instructions and safety precautions. Failure to do so could result in patient injury and/or damage to the product. Therapeutic devices and/or medical equipment should only be used in accordance with manufacturer's instructions and under the consent, supervision and management of a suitably qualified health professional.

Contents

Overview	2
Set Up	4
Safety/Maintenance/Cleaning	6
Specifications	7
Warranty	8



Set Up

Box Contents and Inspection


Carefully remove all components from the box and check items against the image below. Any damaged or missing component should be reported to your authorised distributor.

Pay particular attention to:

- Damage to the table top
- Missing Bolts and Screws
- Deformed frame components

Assembly

1. Carefully remove contents from box.
2. Attach the Upright Post to the base.
 - a. Attach the upright post to the base using the 2 x Base Bolts with Washers.
 - b. Insert the bolts from underneath the base, into the bottom of the post.
 - c. Tighten securely with the allen key provided.



Set Up

3. Attach the table top

- a. Slide the table top onto the horizontal arm of the upright post
- b. Insert and tighten the 6x screws located on the underside of the table top




4. Adjustments

- a. Once assembled, the Over Bed Table can be adjusted to user/environmental requirements.
- b. The table top is spring loaded, assisting with adjustment.
- c. Loosen the adjustment knob.
- d. Squeeze the quick adjustment lever and move the table top up or down until the desired positioning is achieved.
- e. Release quick adjustment lever and secure the table height in place by tightening the adjustment knob.
- f. This Over Bed Table features 4 Lockable Castors. The castors are operated by pushing downward to lock and upwards to unlock.



Tip: When adjusting the table top height, pull or push directly over the upright post. This will ensure smooth adjustment and prevent catching.



Safety/Maintenance/Cleaning


For preventative infection control measures, the Over Bed Table should be examined and disinfected between patient use.


To clean the Over Bed Table, wipe with a mild soap and warm water solution and rinse well. Dry with a clean cloth.

For heavier soiling, wipe clean with a diluted bleach solution and rise well before drying. Do not use water temperatures in excess of 80 Degrees Celsius. Dry with a clean cloth.

It is recommended the Over Bed Table be cleaned after heavy use or at least once a week.

Avoid harsh, abrasive cleaning agents or utensils (such as a wire brush) as these can lead to deterioration of the frame and top.

 Do not use solvents or alkalines such as cellulose or acetone thinners.

 Regularly check the Over Bed Table for damage and/or wear and tear, paying special attention to the workings of the spring mechanism, condition of the castors and tightness of all nuts, bolts and screws. If the Over Bed Table is damaged in any way, stop using immediately and contact your authorised distributor.

Specifications

NAME	BetterLiving Over Bed Table
TOP COLOUR VARIATIONS	White Off White Wood Effect Brown Wood Effect
OVERALL HEIGHT	715-1100 mm
OVERALL WIDTH	810 mm
OVERALL DEPTH	450 mm
WIDTH BETWEEN BASE	672 mm
TABLE SIZE	810x450 mm
TOTAL WEIGHT	≈12 kg
SAFE WORKING LOAD	20 kg
WARRANTY	1 Year

*measurements subject to change

Warranty Statement

Limited Warranty

This warranty is provided by Novis Healthcare (ABN 45 102 735 491) of Unit 12/12 Mars Road Lane Cove West New South Wales 2066.

Novis Healthcare (Novis) products are manufactured to the highest quality standards and are thoroughly tested and inspected before leaving our factory. In addition to any statutory rights and remedies you may have, Novis warrants all of its products sold directly or via an Authorised Novis Australia Dealer against defective workmanship and faulty materials from the date of purchase by the end user for a period of twelve months unless otherwise specified for that product and its components.

Warranty Claims

To claim under this warranty, please contact Novis Healthcare and have your receipt or proof of purchase available. Novis Healthcare may need to assess the defect before determining any claim, and additional information may be requested to process your claim. Claims without proof of purchase may not be able to be processed.

Novis Healthcare may at its option inspect the goods on site or require them to be returned to its premises or one of its Authorised Service Agents in person or freight prepaid by you.

Novis will undertake at its option, to repair or replace, free of charge, each product or part thereof on the condition that:

- The product found on examination, to be suffering from a manufacturing defect;
- The product or relevant part has been serviced regularly by Novis or one of its Authorised Service Agents and has not been subjected to misuse, neglect or been involved in an accident;
- The repairs are not required as part of normal wear and tear.

At our option

- Goods repaired may be replaced by refurbished good of the same type rather than being repaired.
- Refurbished parts may be used to repair goods.

Novis Healthcare will not be held responsible for any repair other than those carried out by it or one of its Authorised Service Agents.

Warranty repairs do not extend the length of the warranty period.

Limited Liabilities

Our liability under this manufacturer's warranty is subject to us being satisfied that a defect was caused by faulty parts, manufacture or workmanship, and was not caused or substantially contributed to by other factors or circumstances beyond our control, including (but not limited to) defective installation, maintenance or repair, product modification or alteration, any neglect, misuse, or excessive use, normal wear and tear or failure to follow manufacturer's instructions.

IMPORTANT NOTICE FOR AUSTRALIAN CONSUMERS:

Our goods come with guarantees that cannot be excluded under the Australian Consumer Law. You are entitled to a replacement or refund for a major failure and for compensation for any other reasonably foreseeable loss or damage. You are also entitled to have the goods repaired or replaced if the goods fail to be of acceptable quality and the failure does not amount to a major failure. To obtain compensation, you will need to provide documentary evidence of the loss or damage suffered and documentary evidence that such loss or damage was a reasonable foreseeable consequence of a failure. Novis Healthcare to comply with a consumer guarantee under the Australian Consumer Law. Subject to the provisions of the Australian Consumer Law, Novis Healthcare excludes, to the fullest extent permitted by law, all liability in respect of loss of profit or other economic loss, direct to indirect or consequential, special, general or other damages or other expenses or costs which may include negligence.

For further information relating to any specific product, please refer to the User Guide.

novis



novis

Contact your Novis Healthcare representative for more information

novis.com.au / 1300 738 885
pressure care and patient handling specialists

Scan QR code for more information
novis.com.au/overbed-table



23062021F