






-  To prevent cross contamination, the mattress should be examined and disinfected between patient use.
-  Clean the mattress in accordance with local infection control policy and government regulations. Failure to do so could cause patient or personal injury.
-  The mattress is not protected against excessive amounts of water. Do not immerse the foam components in water or allow them to get wet.
-  Do not use high temperature autoclave steam cleaning devices or phenolic-based products for cleaning. This could result in damage to the equipment and loss of waterproof qualities of the top cover.

### Cleaning and Infection Control


-  It is recommended that the CairMax is cleaned every two weeks if in constant use.

#### Base Cleaning

Swab the mattress base and cells with a solution of sodium hypochlorite or similar (up to 10,000 ppm available chlorine).

Dry thoroughly before reassembly.

-  Do not machine wash or tumble dry the air cells or mattress base.

-  If cleaning or disinfection is required, do not allow fluid to enter air cells and air hoses.

Foam is not washable as trapped liquid may present an infection control risk. Do not wash or saturate any foam component. If necessary, wipe with a cloth soaked in isopropyl alcohol and ensure the wiped surface is completely dry before replacing the top cover.

#### Disinfection

The mattress base and top cover may be decontaminated by a solution of sodium hypochlorite or similar (up to 10,000 ppm available chlorine). Dry thoroughly before use.

#### Top Cover Removal



- 1 Raise the waterfall skirt and locate the zippers at the foot end of the mattress.
- 2 Run each zipper along the side of the mattress from foot end to head end.
- 3 Separate top cover from mattress base.

Before reattaching the top cover, ensure the zippers are at their starting positions at the head end.



#### Top Cover Cleaning

Unzip and remove the top cover from the base before washing. For basic care and cleaning, wipe down with warm water containing neutral detergent. The top cover can also be machine washed at 95°C using neutral detergents.

-  Refer to the top cover wash tag for detailed cleaning instructions.
-  Do not use system without top cover.