











novis

Avalon

USER GUIDE






-  Switch off mains power and disconnect the power cord from the electrical outlet before cleaning
-  Do not use high pressure cleaners, steam cleaners or harsh caustic chemicals.
-  Do not use solvents or alkalines such as cellulose or acetone thinners.
-  Do not directly spray the bed frame, especially the electrical parts.
-  The following procedure also applies to the beds accessories, but does not include mattresses.
-  Hand wipe bed frame surfaces with a damp cloth and mild disinfectant hand spray if necessary.
-  Use only officially recognised disinfectants and mild cleaning solutions.
-  Clean the main actuator unit separately ensuring no excessive amount of moisture is used and no liquids ingress the electronic or actuator openings.
-  Dry thoroughly before use.



Handle with care




The Avalon bed should be stored in a clean, dry, well ventilated area.

Do not drop and avoid shock, or violent impact when transporting.




-  Remove any accessories (including head and foot panels as required) and lower the bed to the minimum height.
-  Switch off mains power and disconnect the power cord from the electrical outlet.
-  Store all items safely together.

Limits



The following limits apply during transport and during a storage period of up to 15 weeks duration:

-  Ambient temperature -25°C **to** +70°C
-  Relative humidity 10% **to** 75%
-  Air pressure 50 kPa **to** 106 kPa

The following limits apply to normal operating conditions and for periods of storage longer than 15 weeks:

-  Ambient temperature +10°C **to** +40°C
-  Relative humidity 30% **to** 75%
-  Air pressure 70 kPa **to** 106 kPa

For Battery Back Up model

-  If storing the bed for an extended period of time, disconnect the battery Back Up by removing the power cord from the actuator control box.
-  Please note, to preserve the life of the Back Up battery, the battery must be charged for at least 10 hours every 4-5 months. Battery will recharge when bed is connected to a mains power source.